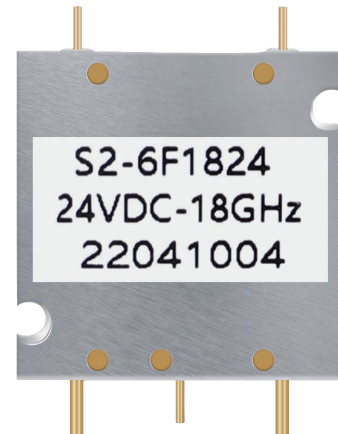


SPDT 18GHz

Failsafe

◆ RF Characteristics

Frequency (GHz)	Ins.loss (dB)	Isolation (dB)	VSWR	RF Power CW (W)
DC-5	0.30	60	1.40	70
5-12	0.40	50	1.50	50
12-18	0.70	40	1.70	40



◆ Operating Voltage/Coil Current

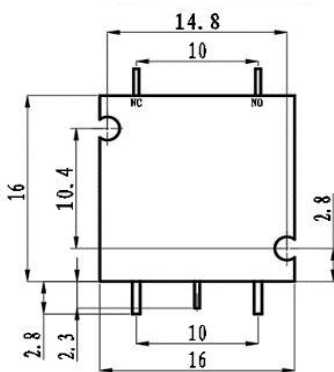
Operating Voltage(V)		12	24
Coil Current(mA)	Failsafe	170	90

* It can be selected according to user requirements

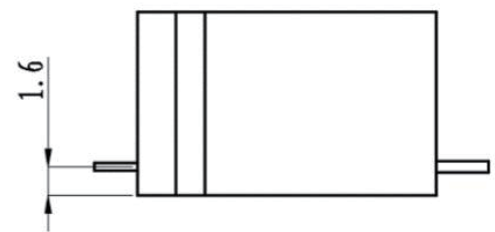
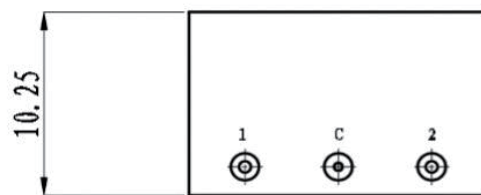
◆ Product Functions

- DC to 18GHz
- Low loss, Low VSWR
- Miniature
- RF connectors $\phi 0.45$ mm Pins

◆ Outline Drawing



Failsafe



◆ Specifications

Frequency Range:DC~18GHz

RF connectors: $\phi 0.45$ mm

Operating temperature: -25°C~65°C(Standard)
-45°C~85°C(Extended)

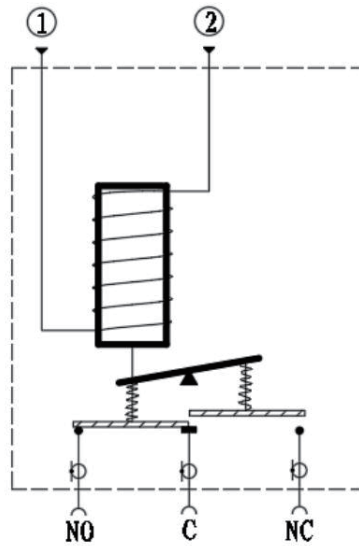
Mechanical Life Cycles: 1 million cycles

Switching Time:<15ms

Weight:17g

Storage Temperature: -55°C~85°C

◆ Drive Circuit Diagram



◆ Truth Table

Switching Mode		RF Channel	Pin Definition
			Pin
			Encourage
Failsafe	NO TTL	C-NC	NC
		C-NO	1:VDC, 2:GND