


# SPDT SC 6GHz

## High Power Failsafe / Latching

### ◆ RF Characteristics

Frequency (GHz)	Ins.loss (dB)	Isolation (dB)	VSWR	RF Power CW (W)
DC-6	0.3	70	1.3	650



### ◆ Operating Voltage/Coil Current

Operating Voltage(V)		12	24	28
Coil Current (mA)	Failsafe	350	200	180
	Latching	400	200	185

\* It can be selected according to user requirements

TTL	TTL Low(V)	TTL High	
	0-0.3	3~5V	20mA

Indicators	Withstand Voltage V (max)	Current capacity mA (max)	Resistance Ω (max)
	50	100	15

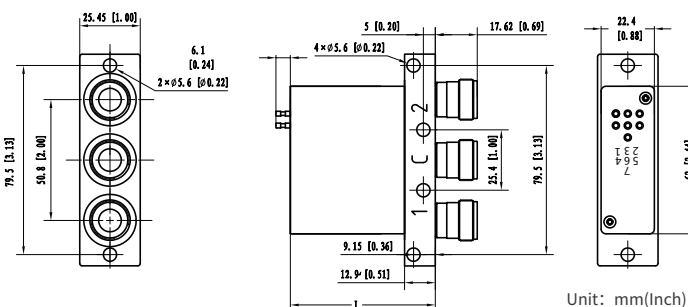
\* Connect VDC & GND before the function operates

### ◆ Product Functions

- DC to 6GHz
- Low loss, Low VSWR, High Isolation
- SC Female Connector
- Selectable TTL driver control

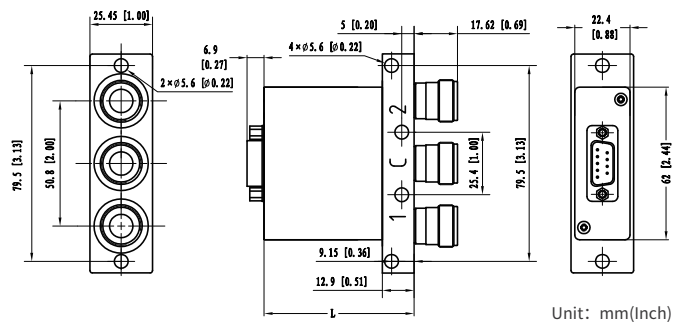
### ◆ Outline Drawing

#### Solder Pins



L = 61(Non TTL/TTL/Indicators)

#### D-SUB Male



L = 64(Non TTL/TTL/Indicators)

### ◆ Specifications

Switching Sequence: Break before Make

Switching Time: 15ms max

Storage temperature: -55°C~85°C

Operating temperature: -25°C~65°C(Standard)  
-45°C~85°C(Extended1)  
-55°C~85°C(Extended2)

Mechanical Life Cycles: 2 million cycles

RF Connectors: SC Female

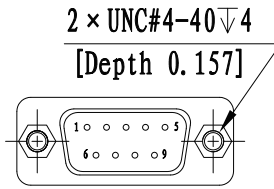
Impedance: 50Ω

Mechanical Shock,Non-Operating: 50G、1/2 Sine、11 ms

Vibration Operating: 20-2000 Hz、10G RMS

Actuator Terminals: Solder Pins/D-SUB 9Pin Male

Weight: 240g



◆ Truth Table

DB9 male

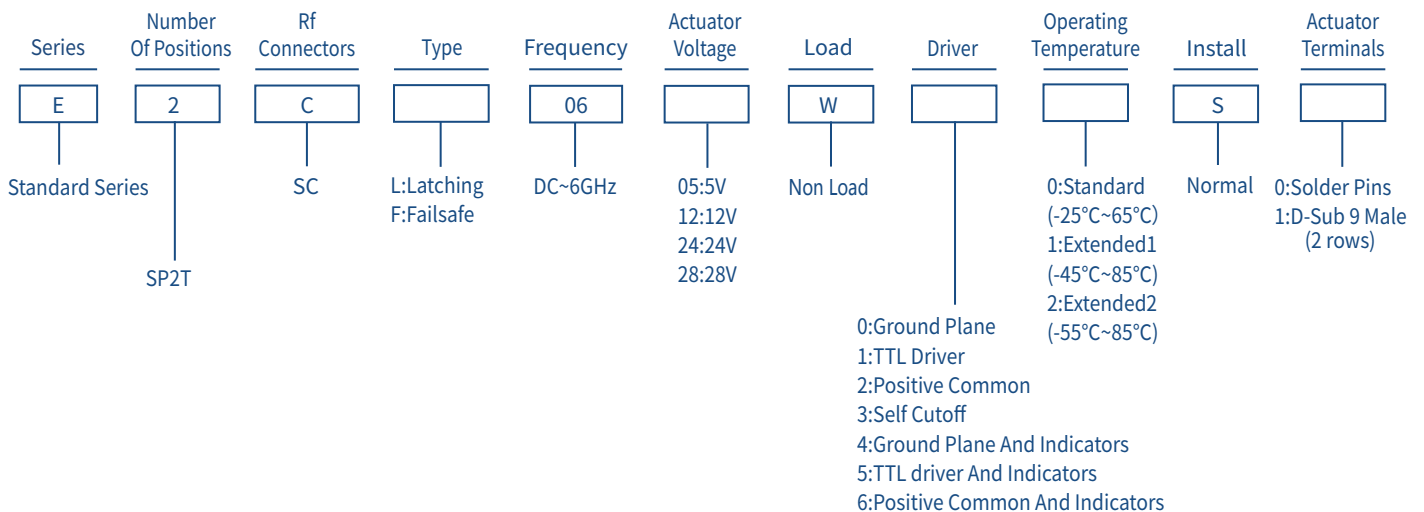
Failsafe Non TTL		
Actuator Terminals		RF Connector
Solder Pins/D-SUB 9Pin Male		
Pin No.	Define	No Power,RF 1-0
1	V	RF 2-0
2	N/A	-
3	GND	-
4	Ind.1	RF 1-0
5	Ind.2	RF 2-0
6	Ind.com	-
7	VDC	-
8~9	N/A	-

Failsafe TTL		
Actuator Terminals		RF Connector
Solder Pins/D-SUB 9Pin Male		
Pin No.	Define	No Power,RF 1-0
1	VDC	RF 2-0
2	TTL	-
3	GND	-
4	Ind.1	RF 1-0
5	Ind.2	RF 2-0
6	Ind.com	-
7~9	N/A	-

Latching Non TTL		
Actuator Terminals		RF Connector
Solder Pins/D-SUB 9Pin Male		
Pin No.	Define	-
1	V1	RF 1-0
2	V2	RF 2-0
3	GND	-
4	Ind.1	RF 1-0
5	Ind.2	RF 2-0
6	Ind.com	-
7	VDC	-
8~9	N/A	-

Latching TTL		
Actuator Terminals		RF Connector
Solder Pins/D-SUB 9Pin Male		
Pin No.	Define	-
1	VDC	-
2	TTL	RF 1-0
3	GND	-
4	TTL	RF 2-0
5	Ind.1	RF 1-0
6	Ind.2	RF 2-0
7	Ind.com	-
8~9	N/A	-

◆ Product Selection



★ EXP: E2CL0605W00S0: Standard Series、SP2T、SC、Latching、DC~6GHz、5V、Non Load、Ground Plane、Standard、Normal、Solder Pins.