

SP7T-8T N 8GHz

High Power
Normally open

◆ RF Characteristics

Frequency (GHz)	Ins.loss (dB)	Isolation (dB)	VSWR	RF Power CW (W)
DC-5	0.3	70	1.3	350
5-8	0.5	60	1.5	300



◆ Operating Voltage/Coil Current

Operating Voltage(V)	12	24	28	
Coil Current (mA)	Normally open	300	150	140

* It can be selected according to user requirements

TTL	TTL Low(V)	TTL High	
	0-0.3	3~5V	1.4mA

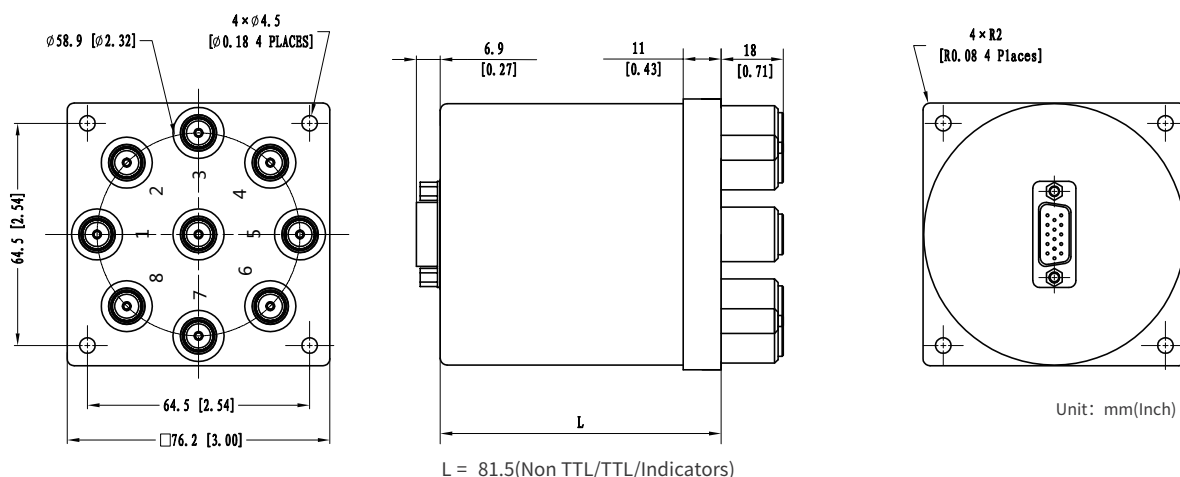
Indicators	Withstand V (max)	Current capacity mA(max)	Resistance Ω (max)
	50	100	15

* Connect VDC & GND before the function operates

◆ Product Functions

- DC to 8GHz
- Low loss, Low VSWR, High Isolation
- N Female Connector
- Selectable TTL driver control

◆ Outline Drawing



◆ Specifications

Switching Sequence: Break before Make

Switching Time: 15ms max

Storage temperature: -55°C~85°C

Operating temperature: -25°C~65°C(Standard)
-45°C~85°C(Extended1)
-55°C~85°C(Extended2)

Mechanical Life Cycles: 2 million cycles

RF Connectors: N Female

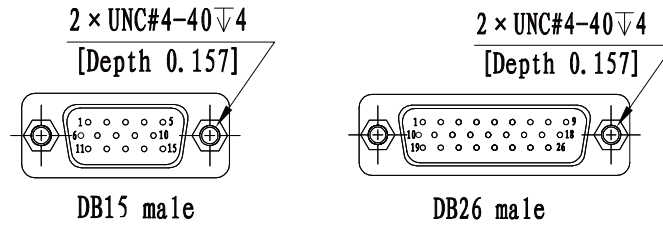
Impedance: 50Ω

Mechanical Shock,Non-Operating: 50G、1/2 Sine、11 ms

Vibration Operating: 20-2000 Hz、10G RMS

Actuator Terminals: D-SUB 15Pin Male

Weight: 1310g



DB15 male

DB26 male

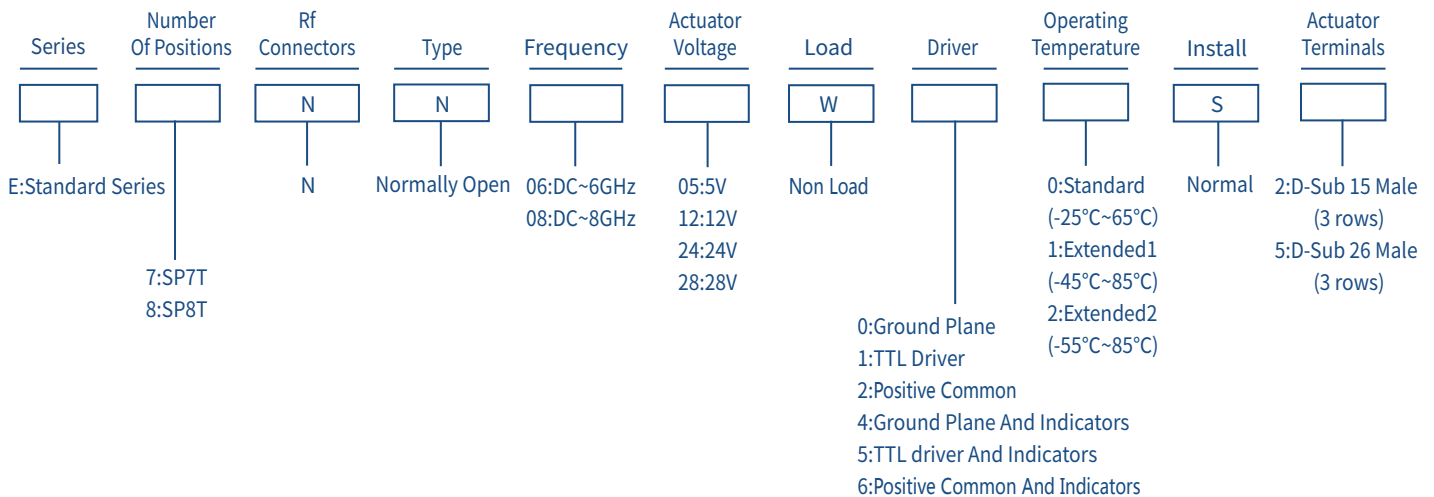
* No indication function, control interface DB15 Male.

◆ Truth Table

Normally open Non TTL			
Actuator Terminals		RF Connector	
D-SUB 15/26Pin Male			
Pin No.	Define	SP7T	SP8T
1	V1	RF 1-0	RF 1-0
2	V2	RF 2-0	RF 2-0
3	V3	RF 3-0	RF 3-0
4	V4	RF 4-0	RF 4-0
5	V5	RF 5-0	RF 5-0
6	V6	RF 6-0	RF 6-0
7	V7	RF 7-0	RF 7-0
8	V8	-	RF 8-0
9	GND	-	-
10	Ind.1	RF 1-0	RF 1-0
11	Ind.2	RF 2-0	RF 2-0
12	Ind.3	RF 3-0	RF 3-0
13	Ind.4	RF 4-0	RF 4-0
14	Ind.5	RF 5-0	RF 5-0
15	Ind.6	RF 6-0	RF 6-0
16	Ind.7	RF 7-0	RF 7-0
17	Ind.8	-	RF 8-0
18	Ind.com	-	-
19	VDC	-	-
20~26	N/A	-	-

Normally open TTL			
Actuator Terminals		RF Connector	
D-SUB 15/26Pin Male			
Pin No.	Define	SP7T	SP8T
1	TTL	RF 1-0	RF 1-0
2	TTL	RF 2-0	RF 2-0
3	TTL	RF 3-0	RF 3-0
4	TTL	RF 4-0	RF 4-0
5	TTL	RF 5-0	RF 5-0
6	TTL	RF 6-0	RF 6-0
7	TTL	RF 7-0	RF 7-0
8	TTL	-	RF 8-0
9	VDC	-	-
10	GND	-	-
11	Ind.1	RF 1-0	RF 1-0
12	Ind.2	RF 2-0	RF 2-0
13	Ind.3	RF 3-0	RF 3-0
14	Ind.4	RF 4-0	RF 4-0
15	Ind.5	RF 5-0	RF 5-0
16	Ind.6	RF 6-0	RF 6-0
17	Ind.7	RF 7-0	RF 7-0
18	Ind.8	-	RF 8-0
19	Ind.com	-	-
20~26	N/A	-	-

◆ Product Selection



★ EXP: E7NN0605W00S2: Standard Series, SP7T, N, Normally Open, DC~6GHz, 5V, Non Load, Ground Plane, Standard, Normal, D-Sub 15 Male.