

DPDT 50GHz

Failsafe / Latching

◆ RF Characteristics

Frequency (GHz)	Ins.loss (dB)	Isolation (dB)	VSWR	RF Power CW (W)
DC-6	0.3	70	1.3	40
6-12	0.4	70	1.4	30
12-18	0.5	60	1.5	25
18-26.5	0.7	55	1.7	12
26.5-32	0.8	50	1.8	8
32-40	0.9	50	1.9	5
40-43	1.0	50	2.0	4
43-50	1.2	50	2.1	3



◆ Operating Voltage/Coil Current

Operating Voltage(V)	12	24	28
Coil Current (mA)	Failsafe	350	200
	Latching	400	200

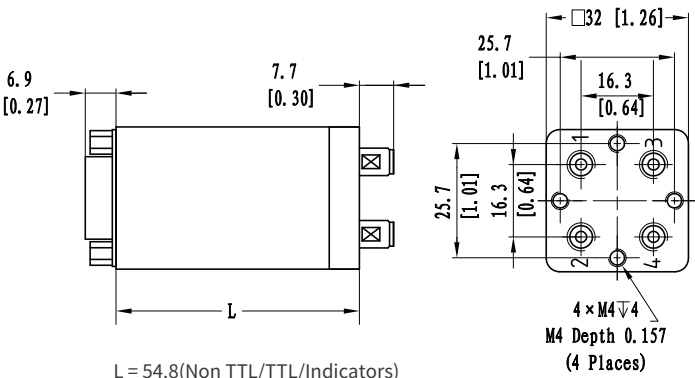
* It can be selected according to user requirements

TTL	TTL Low(V)	TTL High	
	0-0.3	3~5V	1.4mA

Indicators	Withstand Voltage V (max)	Current capacity mA (max)	Resistance Ω (max)
	50	100	15

* Connect VDC & GND before the function operates

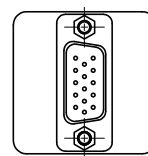
◆ Outline Drawing



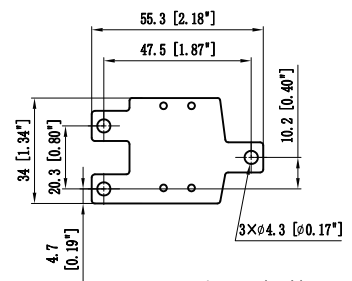
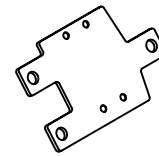
◆ Product Functions

- DC to 50GHz
- Low loss, Low VSWR, High Isolation
- 1.85 Connector
- Selectable TTL driver control

◆ Backplane



Unit: mm(Inch)



Unit: mm(Inch)

◆ Specifications

Switching Sequence: Break before Make

Switching Time: 15ms max

Storage temperature: -55°C~85°C

Operating temperature: -25°C~65°C(Standard)
-45°C~85°C(Extended1)
-55°C~85°C(Extended2)

Mechanical Life Cycles: 2 million cycles

RF Connectors: 1.85 Female

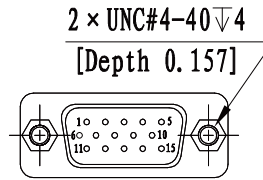
Impedance: 50Ω

Mechanical Shock,Non-Operating: 50G、1/2 Sine、11 ms

Vibration Operating: 20-2000 Hz、10G RMS

Actuator Terminals: D-SUB 15Pin Male

Weight: 100g



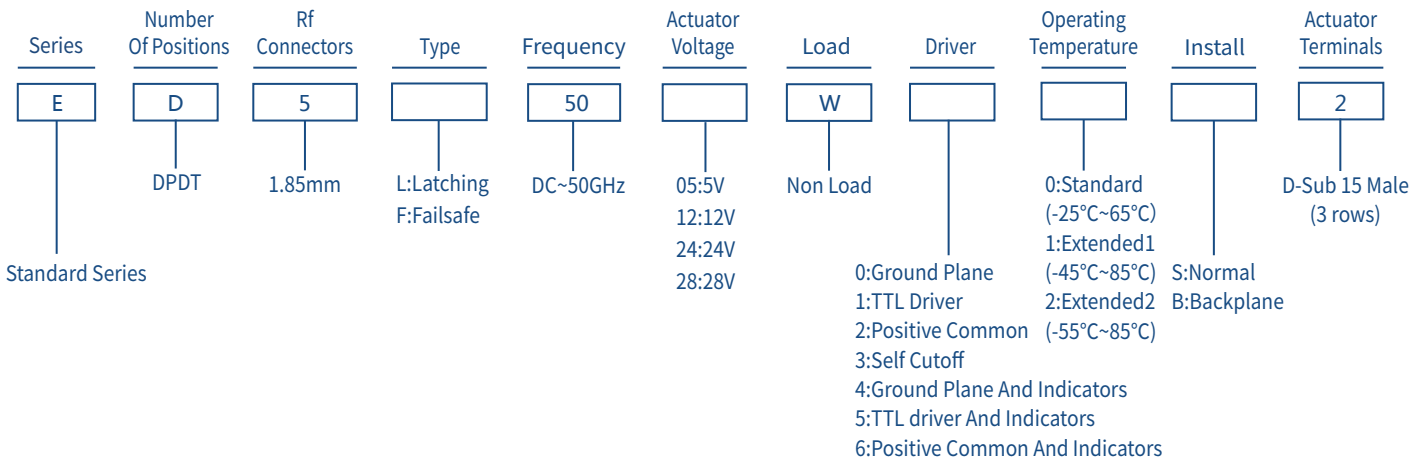
DB15 male

◆ Truth Table

Failsafe Non TTL				Failsafe TTL			
Actuator Terminals		RF Connector		Actuator Terminals		RF Connector	
D-SUB 15Pin Male				D-SUB 15Pin Male			
Pin No.	Define	No Power,RF 1-2,3-4		Pin No.	Define	No Power,RF 1-2,3-4	
1	GND	-		1	VDC	-	
2	V	RF 1-3,2-4		2	GND	-	
3~11	N/A	-		3	TTL	RF 1-3,2-4	
12	VDC	-		4~12	N/A	-	
13	Ind.1	Indicators		13	Ind.1	Indicators	
14	Ind.2			14	Ind.2		
15	Ind.com			15	Ind.com		
		RF 1-2,3-4				RF 1-2,3-4	
		RF 1-3,2-4				RF 1-3,2-4	
		-				-	

Latching Non TTL				Latching TTL			
Actuator Terminals		RF Connector		Actuator Terminals		RF Connector	
D-SUB 15Pin Male				D-SUB 15Pin Male			
Pin No.	Define	-		Pin No.	Define	-	
1	V1	RF 1-2,3-4		1	VDC	-	
2	V2	RF 1-3,2-4		2	GND	-	
3	GND	-		3	TTL	RF 1-2,3-4	
4~11	N/A	-		4	TTL	RF 1-3,2-4	
12	VDC	-		5~12	N/A	-	
13	Ind.1	Indicators		13	Ind.1	Indicators	
14	Ind.2			14	Ind.2		
15	Ind.com			15	Ind.com		
		RF 1-2,3-4				RF 1-2,3-4	
		RF 1-3,2-4				RF 1-3,2-4	
		-				-	

◆ Product Selection



★ EXP: ED5L5005W00S2: Standard Series、DPDT、1.85mm、Latching、DC~50GHz、5V、Non Load、Ground Plane、Standard、Normal、D-Sub 15 Male.