

# DPDT 40GHz

## Failsafe / Latching

### ◆ RF Characteristics

Frequency (GHz)	Ins.loss (dB)	Isolation (dB)	VSWR	RF Power CW (W)
DC-6	0.3	70	1.3	40
6-12	0.4	70	1.4	30
12-18	0.5	55	1.5	25
18-26.5	0.7	50	1.7	12
26.5-32	0.8	50	1.8	8
32-40	0.9	50	1.9	5



### ◆ Operating Voltage/Coil Current

Operating Voltage(V)	12	24	28	
Coil Current (mA)	Failsafe	350	200	180
	Latching	400	200	185

\* It can be selected according to user requirements

TTL	TTL Low(V)	TTL High	
	0-0.3	3~5V	1.4mA

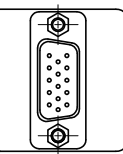
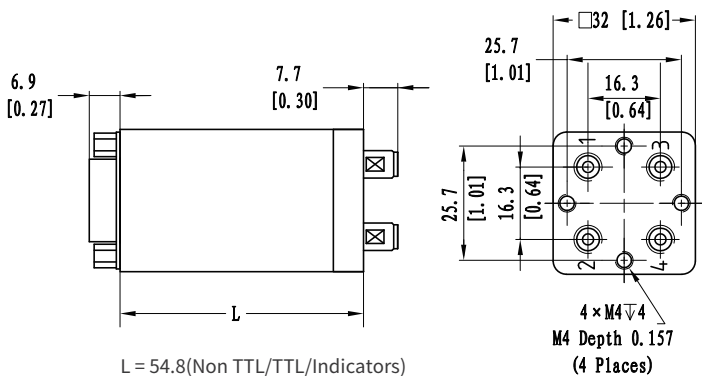
Indicators	Withstand Voltage V (max)	Current capacity mA(max)	Resistance Ω (max)
	50	100	15

\* Connect VDC & GND before the function operates

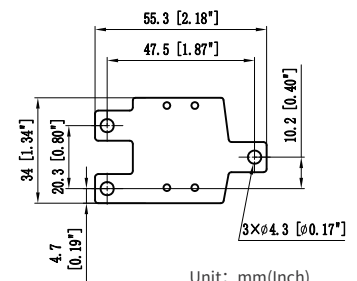
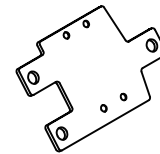
### ◆ Product Functions

- DC to 40GHz
- Low loss, Low VSWR, High Isolation
- 2.92 Connector
- Selectable TTL driver control

### ◆ Outline Drawing



Unit: mm(Inch)



Unit: mm(Inch)

### ◆ Backplane

### ◆ Specifications

Switching Sequence: Break before Make

Switching Time: 15ms max

Storage temperature: -55°C~85°C

Operating temperature: -25°C~65°C(Standard)  
-45°C~85°C(Extended1)  
-55°C~85°C(Extended2)

Mechanical Life Cycles: 2 million cycles

RF Connectors: 2.92 Female

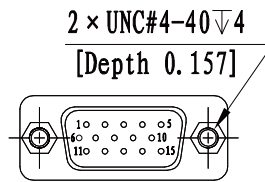
Impedance: 50Ω

Mechanical Shock,Non-Operating: 50G、1/2 Sine、11 ms

Vibration Operating: 20-2000 Hz、10G RMS

Actuator Terminals: D-SUB 15Pin Male

Weight: 100g



DB15 male

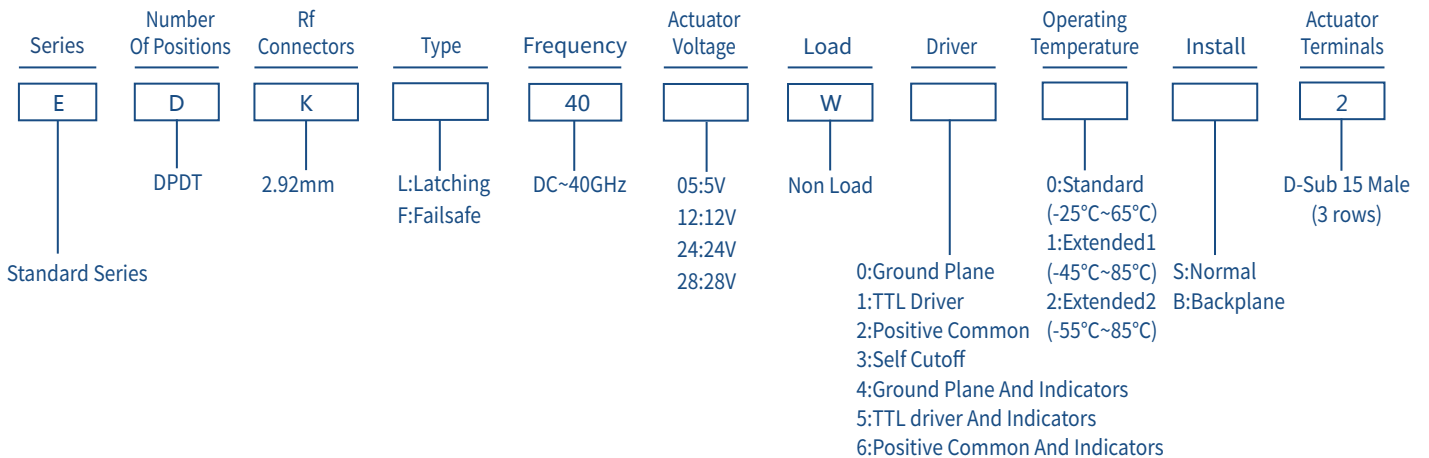
◆ Truth Table

Failsafe Non TTL			Failsafe TTL			
Actuator Terminals		RF Connector	Actuator Terminals		RF Connector	
D-SUB 15Pin Male			D-SUB 15Pin Male			
Pin No.	Define	No Power,RF 1-2,3-4	Pin No.	Define	No Power,RF 1-2,3-4	
1	GND	-	1	VDC	-	
2	V	RF 1-3,2-4	2	GND	-	
3~11	N/A	-	3	TTL	RF 1-3,2-4	
12	VDC	Indicators	4~12	N/A	-	
13	Ind.1		RF 1-2,3-4	13	Ind.1	RF 1-2,3-4
14	Ind.2		RF 1-3,2-4	14	Ind.2	RF 1-3,2-4
15	Ind.com		-	15	Ind.com	-

Latching Non TTL			Latching TTL			
Actuator Terminals		RF Connector	Actuator Terminals		RF Connector	
D-SUB 15Pin Male			D-SUB 15Pin Male			
Pin No.	Define	-	Pin No.	Define	-	
1	V1	RF 1-2,3-4	1	VDC	-	
2	V2	RF 1-3,2-4	2	GND	-	
3	GND	-	3	TTL	RF 1-2,3-4	
4~11	N/A	-	4	TTL	RF 1-3,2-4	
12	VDC	Indicators	5~12	N/A	-	
13	Ind.1		RF 1-2,3-4	13	Ind.1	RF 1-2,3-4
14	Ind.2		RF 1-3,2-4	14	Ind.2	RF 1-3,2-4
15	Ind.com		-	15	Ind.com	-

◆ Product Selection



★ EXP: EDKL4005W00S2-: Standard Series、DPDT、2.92mm、Latching、DC~40GHz、5V、Non Load、Ground Plane、Standard、Normal、D-Sub 15 Male.