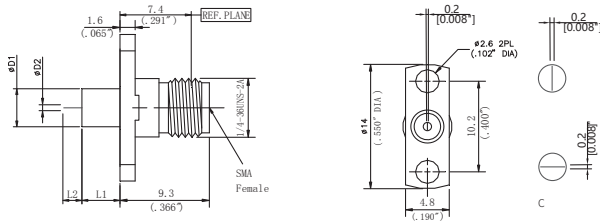
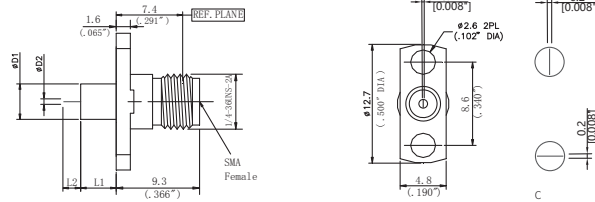


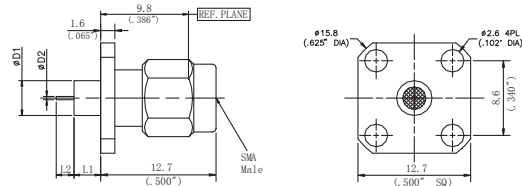
Outline drawing



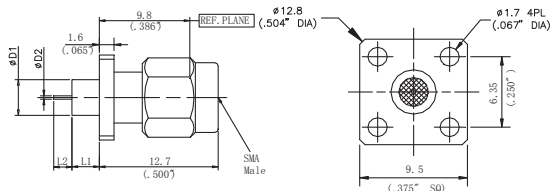
Type	WDSFM0112F06	WDSFM0112F06C
ØD1	4.0mm/0.158"	4.0mm/0.158"
ØD2	0.8mm/0.031"	0.8mm/0.031"
L1	4.0mm/0.158"	4.0mm/0.158"
L2	1.5mm/0.059"	1.5mm/0.059"



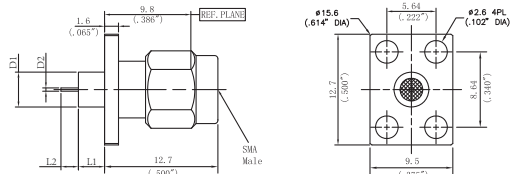
Type	WDSFM0112F07	WDSFM0112F07C
ØD1	4.0mm/0.158"	4.0mm/0.158"
ØD2	0.8mm/0.031"	0.8mm/0.031"
L1	4.0mm/0.158"	4.0mm/0.158"
L2	1.5mm/0.059"	1.5mm/0.059"



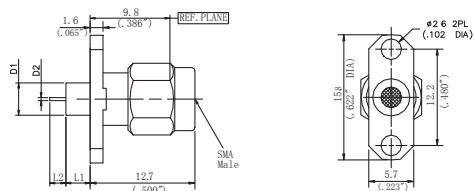
Type	WDSMM0202F01
ØD1	4.0mm/0.158"
ØD2	0.38mm/0.015"
L1	3.0mm/0.118"
L2	2.0mm/0.079"



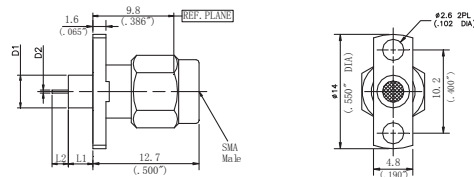
Type	WDSMM0202F02
ØD1	4.0mm/0.158"
ØD2	0.38mm/0.015"
L1	3.0mm/0.118"
L2	2.0mm/0.079"



Type	WDSMM0202F03
ØD1	4.0mm/0.158"
ØD2	0.38mm/0.015"
L1	3.0mm/0.118"
L2	2.0mm/0.079"



Type	WDSMM0202F05
ØD1	4.0mm/0.158"
ØD2	0.38mm/0.015"
L1	3.0mm/0.118"
L2	2.0mm/0.079"



Type	WDSMM0202F06
ØD1	4.0mm/0.158"
ØD2	0.38mm/0.015"
L1	3.0mm/0.118"
L2	2.0mm/0.079"